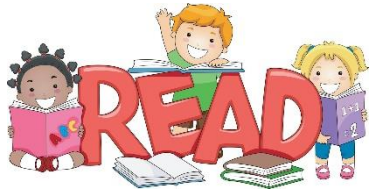




## Oak Home Learning Menu Terms 1 and 2

Please complete the tasks on the top row each week.

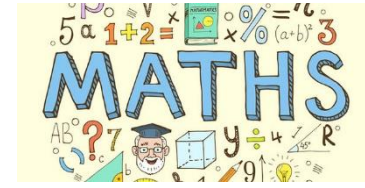
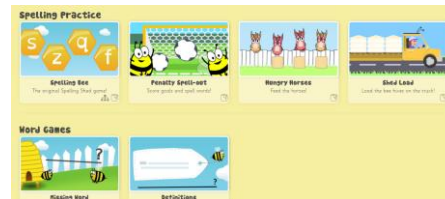
You may choose to do any of the activities in the bottom row.



Please read your book for 5-10 minutes daily (3 days decoding and 2 days comprehension skills)  
Write in your yellow book about books that you liked or anything that you would change about your reading book.



Complete any spelling practice games on Spelling Shed and learn to read and write some of the Year 3/4 words.



Practice your times tables facts on Maths Shed or any method of your choosing.

Some online links are suggested below:

<https://mathsframe.co.uk/en/resources/category/7/multiplication-and-division>

<https://www.topmarks.co.uk/maths-games/7-11-years/times-tables>

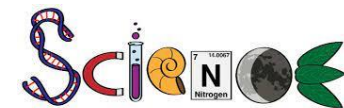


Use different items found at home (with permission first!) to create pictures in the style of the artist Frank Bowling – you can use toy cars, string, bubble wrap, any recycling items - dunk it in some paint and create a unique piece of abstract art.



Google Classroom

Log on to Google Classroom, accept the invitation for Oak Class 2024-2025 and send your classmates an inspiring message.



Design and make a healthy smoothie or learn to cook a healthy recipe. Photograph the final result and share your delicious recipe!