

History- The Vikings Who were they and how did they come to reign? Who was Alfred the great and what did he do/ rule? How to use historical resources to find information.

Geography What countries and cities do we know already? Where are they in the UK? Can we use and make maps? What physical features do we have around our area?

PE Badminton- To learn how to pass and serve in Badminton. To learn how to score and use tactic to win a game.

Tag Ruby To be able to correctly pass and tag the opposition using these skills to play a game.

Year 4 residential OAA and water skills.

Multi skills- throwing, catching, hitting and scoring skills in different sports.

Forest school term 2

Science- Animals including Humans

- identify that animals, including humans, need the right types and amount of nutrition, and that they cannot make their own food; they get nutrition from what they eat

- identify that humans and some other animals have skeletons and muscles for support, protection and movement

To use scientific skills to plan, measure and conclude experiments. To know how the digestive system of humans works, food chains and the job of different types of teeth.

Computing understanding computer networks including the internet, WW and opportunities they offer for communication and collaboration.

Art To study and paint in the style of Frank Bowling.

DT to design and make a Viking long ship

Term 1 - 2024 Oak class Explorers



RE We will be thinking about what Christians Learn from the creation story? We will discuss what Christians do as they believe in God and describe why Christians might pray to God. Also what is the trinity and why is it important to Christians.

French Year 3 introduction to French, learning greetings and numbers. Year 4 building on previous learning, numbers, families and stories in French.

Maths

We will continue to work on our fluency of number facts, build on our times table knowledge reason and problem solve. We will be focusing on addition and subtraction across the tens as well as numbers to a 10,000 recognising the place value of each digit in 4 digit numbers and beyond.

English We will continue to work on joining our handwriting in a cursive way that is the correct size and formation.

Reading- We will work on our reading skills using decoding and then use these to answer comprehension questions using a range of texts. We will compare text in detail and use in our own writing.

SPAG- Year 3 To identify and sort nouns and use prefixes and understand the meaning of these words.

Year 4 – Identify and sort nouns, e and es on word endings and plural word endings.

Writing- We will be studying persuasive writing through the production of a holiday brochure as well as writing a letter to an author. To complete these we will be focusing on punctuation, good extended vocabulary and well as detail in our work.

Class book: Oliver and the Seawigs by Philip Reeve

Wellbeing: My feelings and relationships. We will discuss and reflect on how we feel in different situations and how we can guide these feelings a well as how others might feel.

Music Using the programme Sing-Up we will learn different clapping patterns and form our own rap, Latin dance music using classroom percussion. Then review a classical and modern composition.



Oak Home Learning Menu Terms 1 and 2

Please complete the tasks on the top row each week.

You may choose to do any of the activities in the bottom row.

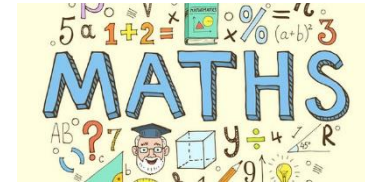
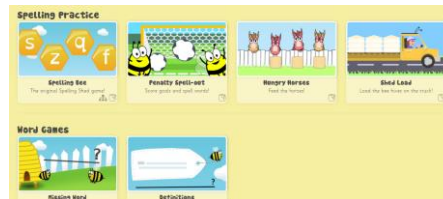


Please read your book for 5-10 minutes daily (3 days decoding and 2 days comprehension skills)

Write in your yellow book about books that you liked or anything that you would change about your reading book.



Complete any spelling practice games on Spelling Shed and learn to read and write some of the Year 3/4 words.



Practice your times tables facts on Maths Shed or any method of your choosing.

Some online links are suggested below:

<https://mathsframe.co.uk/en/resources/category/7/multiplication-and-division>

<https://www.topmarks.co.uk/maths-games/7-11-years/times-tables>

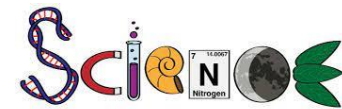


Use different items found at home (with permission first!) to create pictures in the style of the artist Frank Bowling – you can use toy cars, string, bubble wrap, any recycling items - dunk it in some paint and create a unique piece of abstract art.



Google Classroom

Log on to Google Classroom, accept the invitation for Oak Class 2024-2025 and send your classmates an inspiring message.



Design and make a healthy smoothie or learn to cook a healthy recipe. Photograph the final result and share your delicious recipe!